

# FORSHAW

13200 Corporate Exchange Dr. • St. Louis, MO 63044-3719  
 (314) 874-4300 • 800-FORSHAW (367-7429)  
 Fax (314) 874-4339 • Fax 800-845-2689

Quality Since 1871

www.forshaws.com

## Prefabricated Chase Tops 3" Lip

[www.chasetopflashings.com](http://www.chasetopflashings.com)

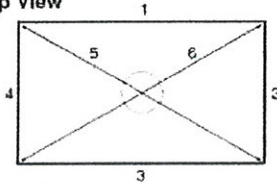
Galvanized	Black	Aluminum	Extra Hole	No Hole
\$145.00	\$220.00	\$260.00	\$50.00	-\$25.00
* Size Ranges 24-45 x 24-70 / Tops are one piece with a 3" lip				
* Hole Sizes 5 3/4, 6, 6 3/4, 7, 7 1/4, 8 3/4, 9 3/8, 10 1/4, 10 7/8, 11 1/4, 12 5/8, 13 1/4, 15 1/4, 15 3/4, 16 1/4				
* Chase Tops are boxed & ready for installation and are shipped UPS				

## Chase Tops Flat

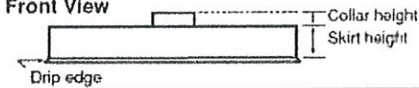
Galvanized	Black	Aluminum	Extra Hole	No Hole
\$115.00	\$190.00	\$230.00	\$50.00	-\$25.00
Size 48x84 Only				
Hole Sizes 5 3/4, 6, 6 3/4, 7, 7 1/4, 8 3/4, 9 3/8, 10 1/4, 10 7/8, 11 1/4, 12 5/8, 13 1/4, 15 1/4, 15 3/4, 16 1/4				
Chase Tops are rolled up and shipped UPS & must be fabricated.				

**GENERAL INFORMATION:**  
**COMPLETE THIS SECTION FOR ALL CHASE COVERS**  
 Give all dimensions to nearest 1/8".

Top View

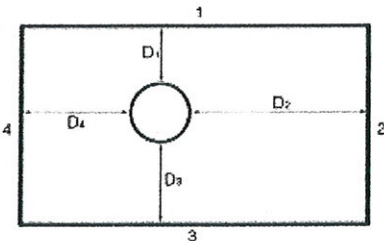


Front View



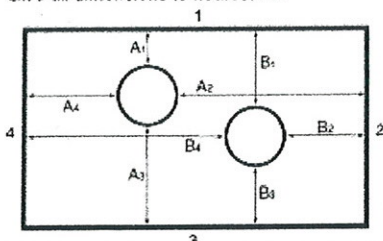
- A. Metal: \_\_\_\_\_
- B. Perimeter dimensions
1. Length \_\_\_\_\_
  2. Width (going clockwise from 1) \_\_\_\_\_
  3. Length (going clockwise from 2) \_\_\_\_\_
  4. Width (going clockwise from 3) \_\_\_\_\_
- C. Diagonal dimensions
5. Diagonal from corner 4-1 to corner 2-3 \_\_\_\_\_
  6. Diagonal from corner 1-2 to corner 3-4 \_\_\_\_\_
- E. Drip edge?  Yes  No
- F. Height of skirt \_\_\_\_\_
- G. Cross break (diagonal creases)?  Yes  No

**COMPLETE THIS SECTION ONLY FOR SINGLE-HOLE CHASE COVERS**  
 Give all dimensions to nearest 1/8".



- A. Hole diameter \_\_\_\_\_
- B. Center the hole in the chase cover?  Yes  No
- C. Distance of hole from sides (not needed if hole is centered in chase cover)
- D<sub>1</sub> \_\_\_\_\_
- D<sub>2</sub> \_\_\_\_\_
- D<sub>3</sub> \_\_\_\_\_
- D<sub>4</sub> \_\_\_\_\_
- D. Collar?  Yes  No

**COMPLETE THIS SECTION ONLY FOR TWO-HOLE CHASE COVERS**  
 Give all dimensions to nearest 1/8".



- A. Hole A diameter \_\_\_\_\_
- B. Distance of hole A from sides
- A<sub>1</sub> \_\_\_\_\_
- A<sub>2</sub> \_\_\_\_\_
- A<sub>3</sub> \_\_\_\_\_
- A<sub>4</sub> \_\_\_\_\_
- E. Hole B diameter \_\_\_\_\_
- F. Distance of hole B from sides
- B<sub>1</sub> \_\_\_\_\_
- B<sub>2</sub> \_\_\_\_\_
- B<sub>3</sub> \_\_\_\_\_
- B<sub>4</sub> \_\_\_\_\_
- G. Collar on hole B?  Yes  No
- H. If yes, collar height \_\_\_\_\_

Note: Actual hole placement may not be as shown in this illustration.